
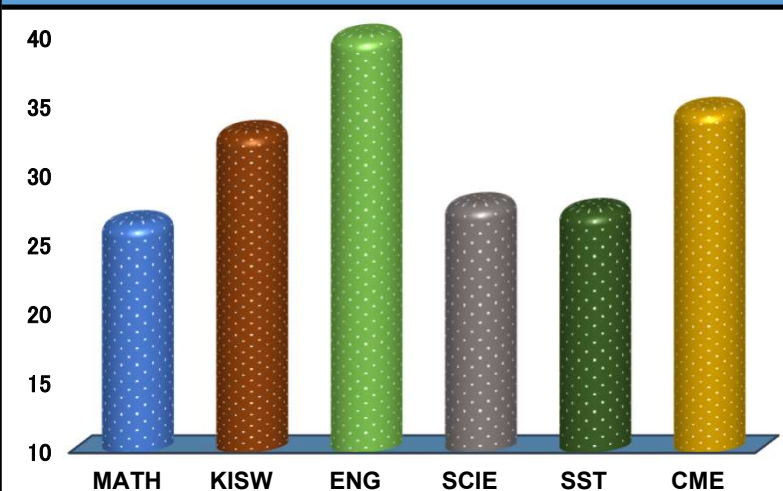
	<h1 style="margin:0;">THE GAMALIEL</h1>	
REGION: MBEYA	SCHOOL AVERAGE: 31.8	DISTRICT: MBEYA
SUBJECT AND GRADE PERFORMANCE ANALYSIS		



SUBJECT RANKING			
ENGLISH	41.3	83%	1
CIVIC AND MORAL EDUCATION	34.7	69%	2
KISWAHILI	33.1	66%	3
SCIENCE	27.9	56%	4
SOCIAL STUDIES	27.4	55%	5
MATHEMATICS	26.6	53%	6

SUBJECT GRADE ANALYSIS					
SUBJECT/GRADE	A	B	C	D	F
MATHEMATICS	4	18	18	9	0
KISWAHILI	0	42	13	1	0
ENGLISH	36	20	0	0	0
SCIENCE	1	24	17	12	0
SOCIAL STUDIES	0	20	29	7	0
CIVIC AND MORAL	14	28	13	1	0

OVERALL GRADE ANALYSIS			
A	1	56	1%
B	34		42%
C	21		26%
D	0		0%
F	0		0%

CHART SUBJECT ANALYSIS



BOYS VS GIRLS PERFORMANCE	
 SAT	 SAT TOTAL
37	20 57
34%	28%

SEATED	56	98%
ABSENTEES	1	2%
PASSED	56	98%
FAILED	0	0%

NO	NAME	SEX	MATH		KISW		ENG		SCI		SST		CME		TOTAL	AVG	GRADE	POS
1	SHAVI IMMA MWANKUNDA	M	46	A	37	B	44	A	39	B	37	B	41	A	244	40.7	A	1
2	FREDRICK ABEDNEGO KIMARO	M	44	A	34	B	45	A	38	B	36	B	40	B	237	39.5	B	2.5
3	HAPPYNESS MABULA NUNGULA	F	40	B	39	B	47	A	37	B	31	B	43	A	237	39.5	B	2.5
4	LEONARD PAULO SHADI	M	40	B	37	B	44	A	37	B	35	B	39	B	232	38.7	B	4.5
5	MUSA STEVEN MWAMATANDALA	M	42	A	38	B	43	A	37	B	30	C	42	A	232	38.7	B	4.5
6	GIFT BROWN MWASHIMAHA	M	40	B	34	B	44	A	38	B	33	B	41	A	230	38.3	B	6.5
7	HERY LAURENCE MACHA	M	39	B	36	B	45	A	37	B	32	B	41	A	230	38.3	B	6.5
8	SILVESTER TAMIMU BAKARI	M	37	B	36	B	44	A	33	B	37	B	40	B	227	37.8	B	8
9	TONY SHUKRANI MWALONGO	M	38	B	34	B	44	A	34	B	36	B	40	B	226	37.7	B	9
10	AYUBU BENARD MWALONGO	M	40	B	33	B	43	A	34	B	33	B	42	A	225	37.5	B	11
11	DOMINICK OBED CHAULA	M	33	B	34	B	48	A	37	B	36	B	37	B	225	37.5	B	11
12	LUCAS JEREMIA SHAIKI	M	40	B	29	C	46	A	34	B	34	B	42	A	225	37.5	B	11
13	JOEL JOHN MSOKA	M	40	B	34	B	47	A	36	B	27	C	37	B	221	36.8	B	13
14	FEISAL FIKIRI NAPOME	M	35	B	36	B	41	A	32	B	32	B	44	A	220	36.7	B	14
15	AGREY ANORD MBEMBATI	M	36	B	36	B	43	A	30	C	36	B	38	B	219	36.5	B	15.5
16	ERICK THEOPHANO DUDIYECK	M	36	B	36	B	41	A	34	B	31	B	41	A	219	36.5	B	15.5
17	CLARENCE ALLAN KILIBIKA	M	30	C	37	B	41	A	36	B	35	B	35	B	214	35.7	B	17
18	REARMAN RODRICK MWAZZEMBE	M	29	C	36	B	41	A	31	B	38	B	38	B	213	35.5	B	18
19	MUNIRA JUMANNE CHUSU	F	23	C	39	B	43	A	35	B	29	C	43	A	212	35.3	B	19.5
20	VANESSA MSHIU	F	39	B	33	B	44	A	34	B	21	C	41	A	212	35.3	B	19.5
21	BRIGHTON ASAJILE MWALUKASA	M	32	B	34	B	39	B	32	B	34	B	40	B	211	35.2	B	22
22	CHRISTIAN HANCE MWAMAKANGO	M	38	B	38	B	41	A	28	C	25	C	41	A	211	35.2	B	22
23	ISMAIL BOJAK MGAWA	M	39	B	30	C	45	A	22	C	35	B	40	B	211	35.2	B	22
24	ALEX YUSTO SWALO	M	41	A	31	B	40	B	29	C	28	C	37	B	206	34.3	B	24
25	BRAYSON FRANCIS MBEGALE	M	21	C	30	C	42	A	42	A	31	B	39	B	205	34.2	B	25

NO	NAME	SEX	MATH		KISW		ENG		SCI		SST		CME		TOTAL	AVG	GRADE	POS
26	NAILED JASON HALINGA	M	31	B	37	B	38	B	29	C	29	C	37	B	201	33.5	B	26.5
27	NURU ASANGALWISYE KAPONDANIA	M	27	C	30	C	44	A	26	C	33	B	41	A	201	33.5	B	26.5
28	FRANCIS YOHANA SANGA	M	28	C	35	B	40	B	33	B	26	C	34	B	196	32.7	B	28
29	BARAKA SAMWEL KAJUNJUMELE	M	30	C	36	B	45	A	27	C	20	D	35	B	193	32.2	B	29
30	KELVIN ELICK MWAKALONGE	M	23	C	32	B	42	A	31	B	26	C	38	B	192	32.0	B	30
31	AMANI IBRAHIM ISSA	M	25	C	34	B	42	A	29	C	25	C	35	B	190	31.7	B	31.5
32	ANETH SAFIEL FADHILI	F	30	C	36	B	45	A	20	D	27	C	32	B	190	31.7	B	31.5
33	ELVIS ALOYCE SIMWIMBA	M	23	C	33	B	43	A	31	B	22	C	36	B	188	31.3	B	33
34	BRIGITH WILBET PETER	F	23	C	33	B	38	B	32	B	27	C	34	B	187	31.2	B	34
35	ZIYAAD GULAMU JAMBECK	M	26	C	28	C	37	B	29	C	23	C	41	A	184	30.7	B	35
36	NAJEEB SAID MOLADAD	M	27	C	25	C	42	A	23	C	27	C	36	B	180	30.0	C	36.5
37	ANNA STEPHEN ODELI	F	22	C	37	B	41	A	22	C	28	C	30	C	180	30.0	C	36.5
38	MERTULY PROSPER MGALLA	F	27	C	36	B	39	B	18	D	26	C	33	B	179	29.8	C	38
39	TAMASHA FADHILI SADE	F	17	D	32	B	43	A	23	C	30	C	32	B	177	29.5	C	39
40	JEPH GODFREY JOMBE	M	23	C	30	C	36	B	30	C	22	C	35	B	176	29.3	C	40
41	DANFORD FABIAN DANFORD	M	16	D	29	C	40	B	20	D	29	C	38	B	172	28.7	C	41
42	ALFA EDSON KALINGA	M	12	D	33	B	41	A	27	C	24	C	33	B	170	28.3	C	42
43	PENDO JOHN MGONJA	F	16	D	37	B	42	A	18	D	21	C	27	C	161	26.8	C	43
44	PRINCE UWEZA SHAULI	M	24	C	20	D	40	B	25	C	23	C	24	C	156	26.0	C	44
45	MONALISA FRANCIS LYOTO	F	13	D	34	B	40	B	17	D	17	D	30	C	151	25.2	C	45.5
46	SOPH NJOLE	F	11	D	33	B	43	A	20	D	18	D	26	C	151	25.2	C	45.5
47	BRAYAN BRISON KUNZUGALA	M	7	E	31	B	36	B	20	D	25	C	31	B	150	25.0	C	47.5
48	PILI SAMWELI SENGO	F	7	E	29	C	42	A	23	C	23	C	26	C	150	25.0	C	47.5
49	NECTA THOMAS MWALONGO	F	9	E	27	C	35	B	19	D	29	C	27	C	146	24.3	C	49
50	AGNESS GASTOR JONASI	F	12	D	34	B	36	B	20	D	16	D	27	C	145	24.2	C	50

NO	NAME	SEX	MATH		KISW		ENG		SCI		SST		CME		TOTAL	AVG	GRADE	POS
51	ANNA ULIMBAKISYA MTAFYA	F	7	E	31	B	40	B	10	E	26	C	22	C	136	22.7	C	51
52	RAHABU JUMA	F	12	D	28	C	37	B	15	D	21	C	21	C	134	22.3	C	52
53	SHARON MATUMBA	F	8	E	35	B	34	B	20	D	15	D	21	C	133	22.2	C	53
54	SANURA SALIM	F	9	E	30	C	38	B	21	C	11	D	23	C	132	22.0	C	54
55	HAPPYNESS ONESMO SANGA	F	8	E	31	B	37	B	10	E	21	C	22	C	129	21.5	C	55
56	ISAAC STEPHENI MARAMBENE	M	17	D	25	C	34	B	17	D	15	D	16	D	124	20.7	C	56
57	COLETHA MECKFASON MOSHI	F																